
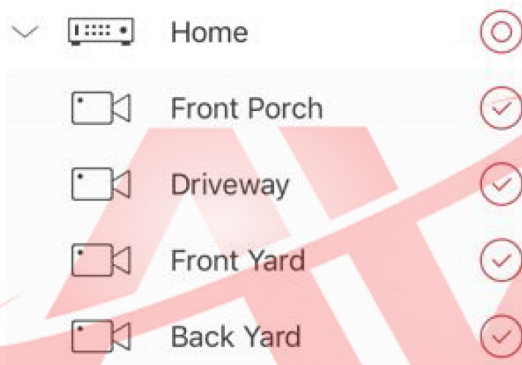





How to Set Up Favorites on Guarding Expert Mobile

1. From the Live View Screen select  to open the camera list.
2. Open the drop down menu of your DVR to reveal all the individual cameras.
3. Select the cameras you wish to view on a regular basis. EX.



4. Once you've check marked the cameras you wish to view select , on the bottom right, to name and save the cameras as a favorite set.
5. The favorite set of cameras will have a star next to the name you gave them and will look like this.  Home .
6. After you've selected your new favorite set of cameras simply press "Start Live View", on the bottom, to begin viewing.