




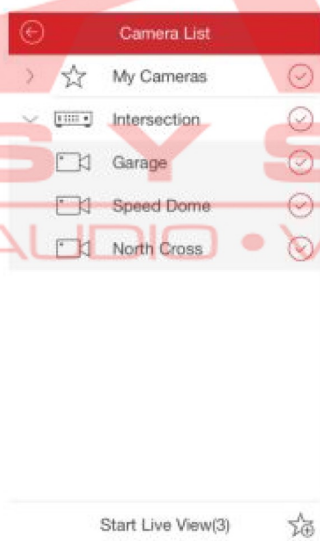


How to Live View Cameras on Guarding Expert Mobile

1. Open the Guarding Expert Mobile Application .

2. Click  to enter the Camera List interface. Click a device node to list all the cameras under it. (Optional) You can also click  to enter the Camera List interface and select one camera for live view.

3. Check  checkbox in the device item to select all the cameras under it, or check  checkbox in the camera item to select the specific camera as desired.



4. Click Start Live View to start live view of the selected camera(s). Or you can click

 to return to the Live View interface.