














How to Backup and Email Footage from Guarding Expert Mobile

1. Select  to open the main menu.
2. Select  Remote Playback.
3. To choose a camera press , and select any of your existing cameras.
For example  Front Porch 
4. Then select  Start Playback(1).
5. Once the playback has started click on  at the bottom of the screen. This will start a clip, and will save the clipped footage to the mobile device.
6. To stop the clip press  again.
7. To view the clip select  Picture & Video, from the  main menu.
8. From this menu you can view clips and screenshots that you've saved.
(Screenshots can be captured by pressing ).
9. To make a clip or screenshot an attachment press  and select the clip or screenshot.
10. Press  and select the app you wish to export too.